

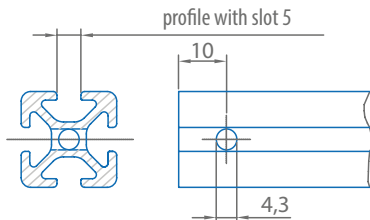

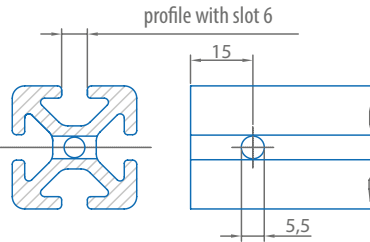

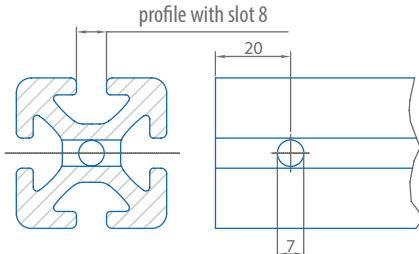




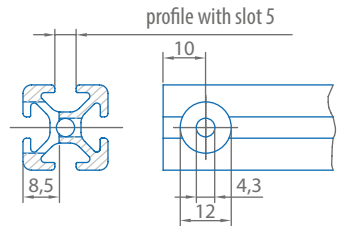

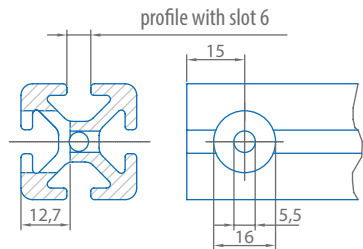

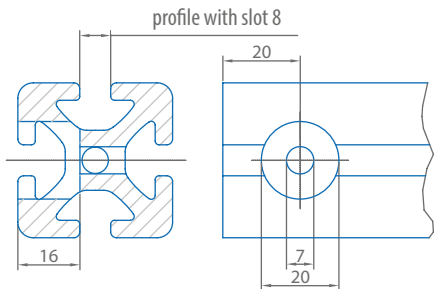
**PROCESSING**





CONNECTION PROCESSING			
ITEM	Description	Order no.	Drawing
			
<b>Bore D4,3</b> Connection processing	Borehole for the standard fastener 5	<b>DL-B-D4,3</b>	
			
<b>Bore D5,5</b> Connection processing	Borehole for the standard fastener 6	<b>DL-B-D5,5</b>	
			
<b>Bore D7</b> Connection processing	Borehole for the standard fastener 8	<b>DL-B-D7</b>	




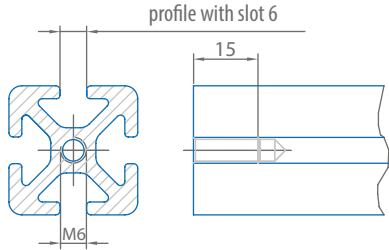

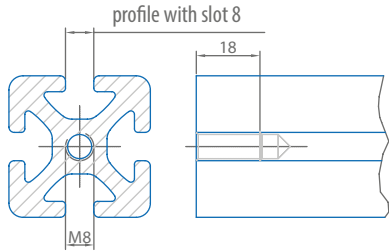

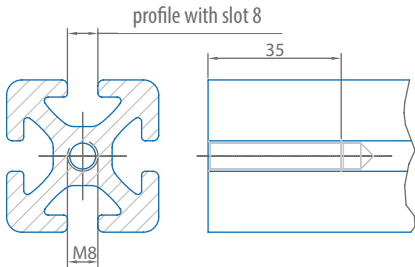
CONNECTION PROCESSING			
ITEM	Description	Order no.	Drawing
			
<b>Stepbore D12x8,5</b> Connection processing	Stepped bore for the universal-fastener 5	<b>DL-B-SB-5</b>	
			
<b>Stepbore D16x12,7</b> Connection processing	Stepped bore for the universal-fastener 6	<b>DL-B-SB-6</b>	
			
<b>Stepbore D20x16</b> Connection processing	Stepped bore for the universal-fastener 8	<b>DL-B-SB-8</b>	

processing



CONNECTION PROCESSING			
ITEM	Description	Order no.	Drawing
<b>Stepbore D11x13</b> <b>Connection processing</b>	Stepbore for the screw of the clamp profile-connection of series 6, clamp profile 6 30x30	<b>DL-B-SB-KL6</b>	<p style="text-align: center;">clamp profile with slot 6</p>
<b>Stepbore D15x17</b> <b>Connection processing</b>	Stepbore for the screw of the clamp profile connection series 8, clamp profile 8 40x40	<b>DL-B-SB-KL8</b>	<p style="text-align: center;">clamp profile with slot 8</p>
<b>Thread M5x12</b> <b>Connection processing</b>	Frontal thread M5x12	<b>DL-GW-M5</b>	<p style="text-align: center;">profile with slot 5</p>




CONNECTION PROCESSING			
ITEM	Description	Order no.	Drawing
			
<b>Thread M6x15</b> <b>Connection processing</b>	Frontal thread M6x15	<b>DL-GW-M6</b>	
			
<b>Thread M8x18</b> <b>Connection processing</b>	Frontal thread M8x18	<b>DL-GW-M8</b>	
			
<b>Thread M8x35</b> <b>Connection processing</b>	Frontal thread M8x35	<b>DL-GW-M8-35</b>	


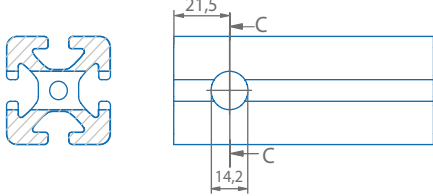
processing



CONNECTION PROCESSING			
ITEM	Description	Order no.	Drawing
<b>Thread M10x45</b> <b>Connection processing</b>	Frontal thread M10x45	<b>DL-GW-M10-45</b>	
<b>Thread M12x45</b> <b>Connection processing</b>	Frontal thread M12x45	<b>DL-GW-M12-45</b>	
<b>Pinning bore</b> <b>for shafts</b>	Pinning bore for the shafts of the castor guides 8 D14	<b>DL-B-VSTB</b>	



**CONNECTION PROCESSING**


ITEM	Description	Order no.	Drawing
			
<b>Bore D14 Connection processing</b>	Connection processing for all bolt connectors 8	<b>DL-B-BV-8</b>	

**SAW CUTS**

ITEM	Order no.
Saw cut for panel elements	<b>DL-S-FE</b>
Saw cut for grid elements	<b>DL-S-FE-G</b>
Saw cut for multiplex panels 8-10 mm	<b>DL-S-FE-MP8-10</b>
Saw cut for multiplex panels 12-30 mm	<b>DL-S-FE-MP12-30</b>
Saw cut type A	<b>DL-S-TYPA</b>
Saw cut type B	<b>DL-S-TYPB</b>
Saw cut type C	<b>DL-S-TYPC</b>
Saw cut type D	<b>DL-S-TYPD</b>

# TOOLS





**STEP DRILLS**

ITEM	Description	shaft Ø	m	Order no.
		[ mm ]	[ g ]	
	Tools for profile processing for creation of connection processing.			
<b>Step drill Universal-fastener 5</b>	High-performance quicksteel, nitrided	12,0	80,0	<b>SB-5</b>


ITEM	Description	shaft Ø	m	Order no.
		[ mm ]	[ g ]	
	Tools for profile processing for creation of connection processing.			
<b>Step drill Universal-fastener 6</b>	High-performance quicksteel, nitrided	13,0	150,0	<b>SB-6</b>



# TOOLS

STEP DRILL				
ITEM	Description	shaft Ø	m	Order no.
		[ mm ]	[ g ]	
	Tools for profile processing for creation of connection processing.			
<b>Step drill Universal-fastener 8 D13</b>	High-performance quicksteel, nitrided	13,0	240,0	<b>SB-8-D13</b>

ITEM	Description	shaft Ø	m	Order no.
		[ mm ]	[ g ]	
	Tools for profile processing for creation of connection processing.			
<b>Step drill Universal-fastener 8 MK2</b>	High-performance quicksteel, nitrided Morse cone: MK2	MK2	260,0	<b>SB-8-MK2</b>



STEP DRILL				
ITEM	Description	shaft Ø	m	Order no.
		[ mm ]	[ g ]	
	Tools for profile processing for creation of connection processing.			
<b>Step drill clamp profile 8</b>	High-performance quicksteel, nitrided Morse cone: MK2	15,0	150,0	<b>SB-8-KP</b>

STEP DRILL				
ITEM	Description	shaft Ø	m	Order no.
		[ mm ]	[ g ]	
	Tools for profile processing for creation of connection processing.			
<b>Step drill bolt connector 8</b>	High-performance quicksteel, nitrided Morse cone: MK2	14,2	150,0	<b>SB-BV-14</b>